



lumini Solucoes em Iluminacao LTDA
www.lumini.com.br
Email:laboratorio@lumini.com.br
Tel:+55 11 3437-5555 Fax:+55 11 3437-5555
Address:Rua Ferreira Viana, 716 - Socorro - São Paulo/SP

lumini

LumCAT:

Luminaire: minima a ww e

LampCAT: modulo led 4W 30K irc 90

Ballast type: led driver 700mA

Report No:

Voltage(V): 128.0000

Test No:

Current(A): 0.0430

Number of Lamps: 1

Power (W): 5.1660

Lamp flux(lm): 381.0

PF: 0.0000

Length(mm): 6

Width(mm): 12

Phm Type: C

Height(mm): 0

Photometric Results

Lumens(lm): 256.13, Efficiency(%): 67.22% , Luminous Efficacy(lm/W): 49.58

Central intensity(cd): 261.712, Maximum intensity(cd): 325.462

Angle of maximum intensity: C=315.0 γ =16.0

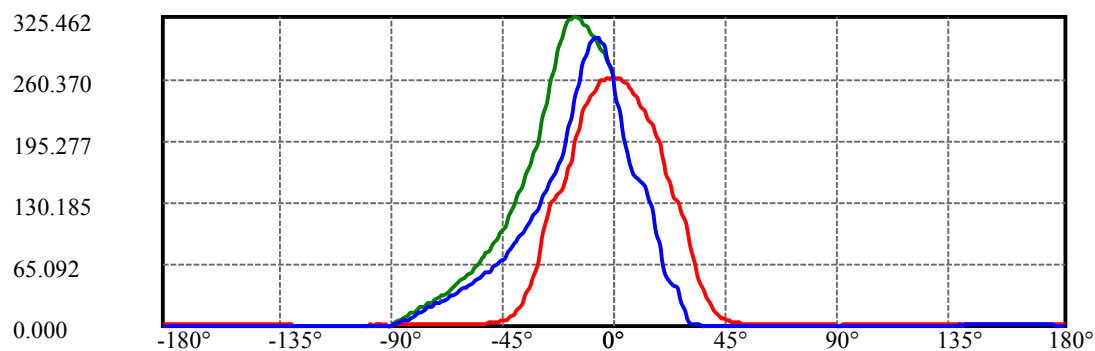
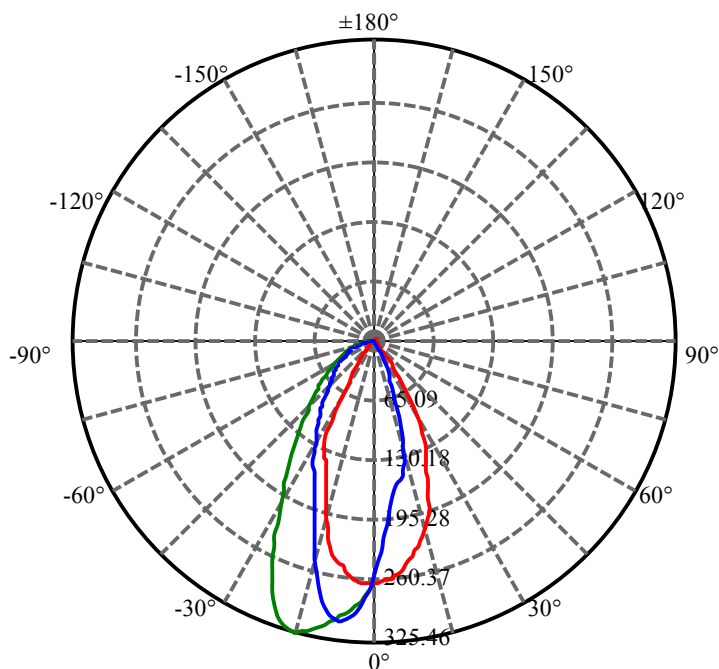
Beam angle of C315 plane : 47.04

Aveage BeamAngle(IEC 61341):49.54

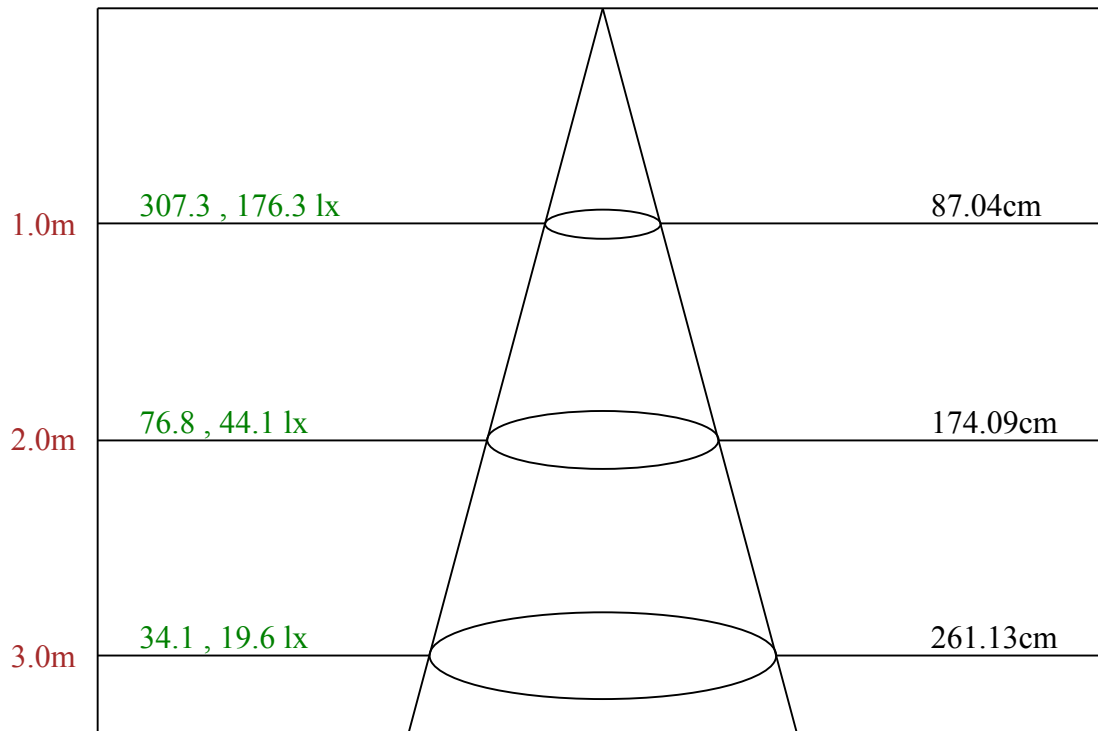
Equipment: equipamento lumini
Temperature(°C): 25.0

Date: 02/12/2024
Humidity(%): 64.0%

Operator: 01
Distance(m): 6.90

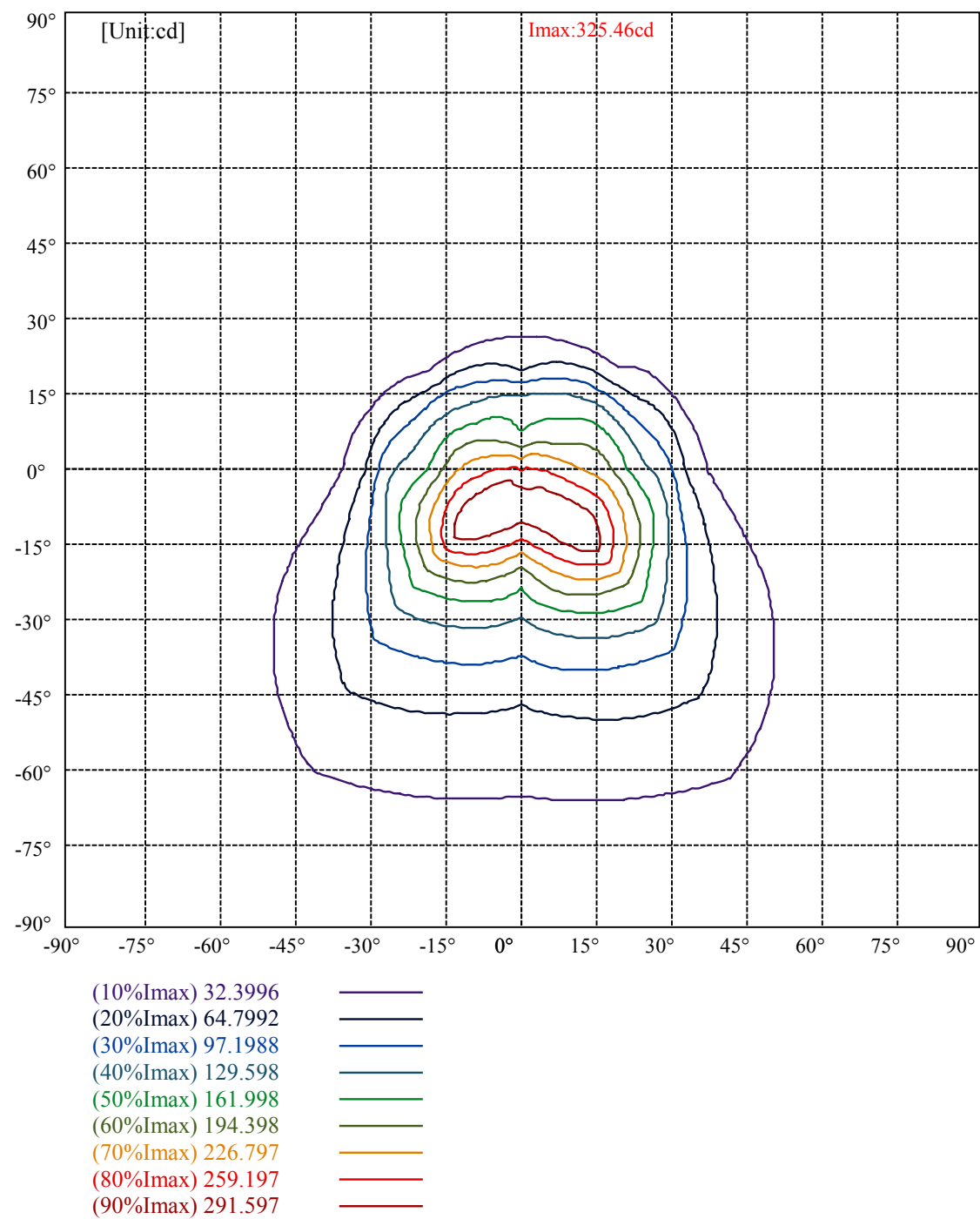


C315(Max): —————
 C0/C180: —————
 C90/C270: —————



Max , Ave

Beam angle of C315 plane 47.04



Luminance Table

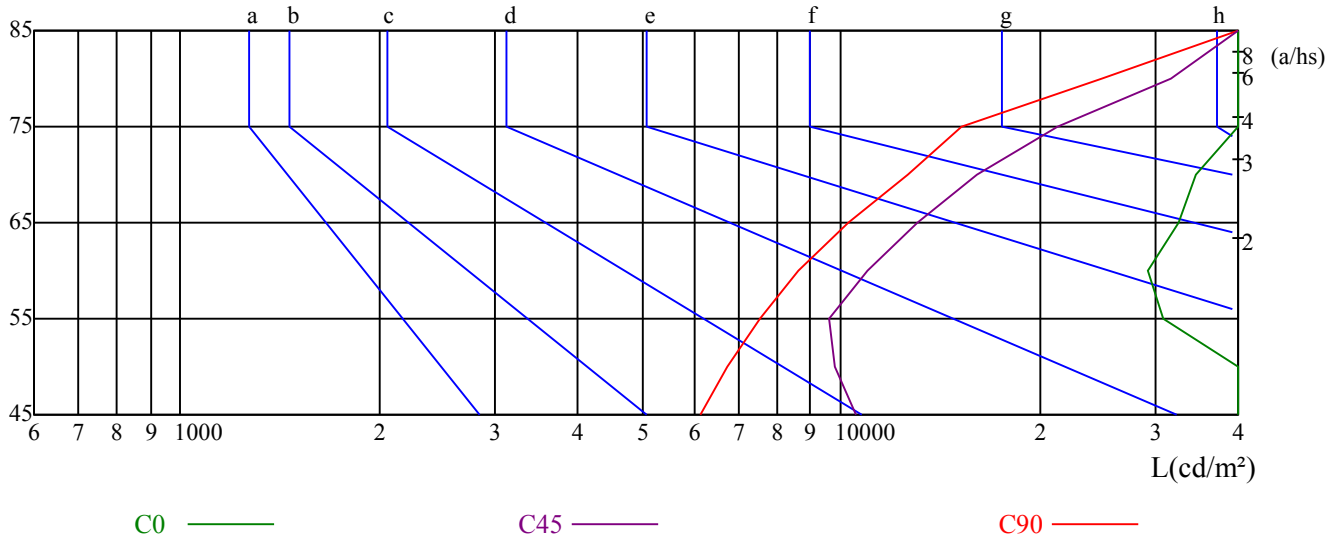
γ	45	50	55	60	65	70	75	80	85
C0	72339	41013	30870	29117	32586	34513	41047	58914	99321
C45	10573	9794	9604	11017	13034	16106	21284	31723	63204
C90	6121	6733	7546	8656	10241	12655	15203	24925	49660

L(Hor)(65)	L(Ver)(65)	L45(65)	L(Hor)(75)	L(Ver)(75)	L45(75)	L(Hor)(85)	L(Ver)(85)	L45(85)
32121	312827	376835	41047	291889	354600	103835	227986	296833

Glare Table

Glare	Quality	Service Values Illuminance(lx)							
1.15	A	2000	1000	500	≤ 300				
1.5	B		2000	1000	500	≤ 300			
1.85	C			2000	1000	500	≤ 300		
2.2	D				2000	1000	500	≤ 300	
2.55	E					2000	1000	500	≤ 300
		a	b	c	d	e	f	g	h

Luminance Limiting Curve

 $\gamma(^{\circ})$ 

Illumination assessment according UGR											
Rf of Ceiling	70	70	50	50	30	70	70	50	50	30	
Rf of Wall	50	30	50	30	30	50	30	50	30	30	
Rf of Floor	20	20	20	20	20	20	20	20	20	20	
Room dimensions		Viewed crosswise					Viewed endwise				
X	Y										
2H	2H	19.78	21.04	20.17	21.40	21.76	6.59	7.85	6.99	8.21	8.58
	3H	20.09	21.23	20.51	21.61	22.00	9.15	10.28	9.57	10.66	11.06
	4H	20.42	21.48	20.86	21.88	22.29	10.67	11.72	11.10	12.12	12.53
	6H	21.02	22.00	21.47	22.41	22.86	12.55	13.53	13.00	13.94	14.39
	8H	21.43	22.37	21.88	22.79	23.24	13.55	14.48	14.00	14.91	15.36
	12H	21.96	22.85	22.41	23.28	23.74	14.78	15.68	15.23	16.11	16.57
4H	2H	19.56	20.62	19.99	21.02	21.43	7.98	9.04	8.41	9.43	9.85
	3H	19.98	20.88	20.44	21.30	21.77	10.66	11.56	11.12	11.99	12.45
	4H	20.51	21.30	20.98	21.75	22.24	12.38	13.16	12.85	13.62	14.11
	6H	21.35	22.04	21.85	22.53	23.02	14.37	15.07	14.87	15.55	16.05
	8H	21.97	22.62	22.48	23.11	23.62	15.45	16.10	15.97	16.59	17.11
	12H	22.76	23.36	23.28	23.84	24.40	16.79	17.39	17.30	17.87	18.43
8H	4H	20.50	21.15	21.01	21.63	22.15	13.51	14.16	14.02	14.65	15.16
	6H	21.53	22.07	22.06	22.58	23.13	15.72	16.26	16.25	16.77	17.32
	8H	22.40	22.86	22.95	23.41	23.95	17.00	17.46	17.55	18.01	18.55
	12H	23.46	23.84	24.02	24.39	24.95	18.51	18.89	19.07	19.44	20.00
12H	4H	20.50	21.10	21.01	21.58	22.14	13.95	14.55	14.47	15.03	15.59
	6H	21.63	22.09	22.18	22.64	23.18	16.29	16.75	16.84	17.30	17.84
	8H	22.53	22.91	23.09	23.46	24.02	17.64	18.02	18.20	18.57	19.13
Variation with the observer position at spacings:											
S = 1.0H		0.8/-1.4					5.2/-3.6				
S = 1.5H		0.5/-1.3					6.8/-3.3				
S = 2.0H		0.4/-1.0					7.8/-2.7				
Standard tables:		BKBF					BK3				
Uncorrected UGR		-1.2					4.3				

依据CIE Publ. 117 计算 UGR, S/H = 0.25